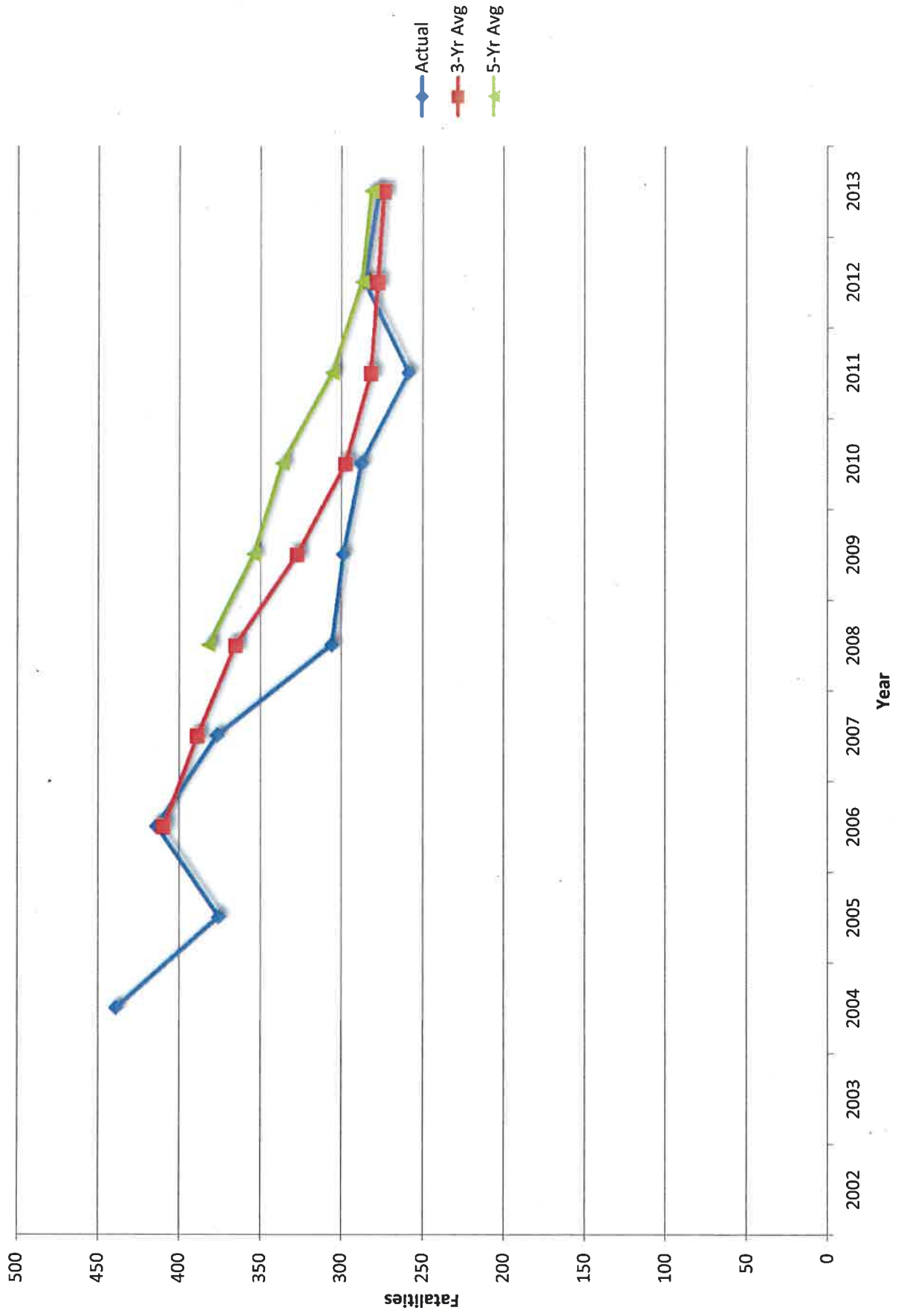


Tennessee Impaired Driving Task Force
Strategic Plan FY16
Governor's Highway Safety Office
Monday, May 18, 2015
1:30 p.m. – 3:30 p.m.

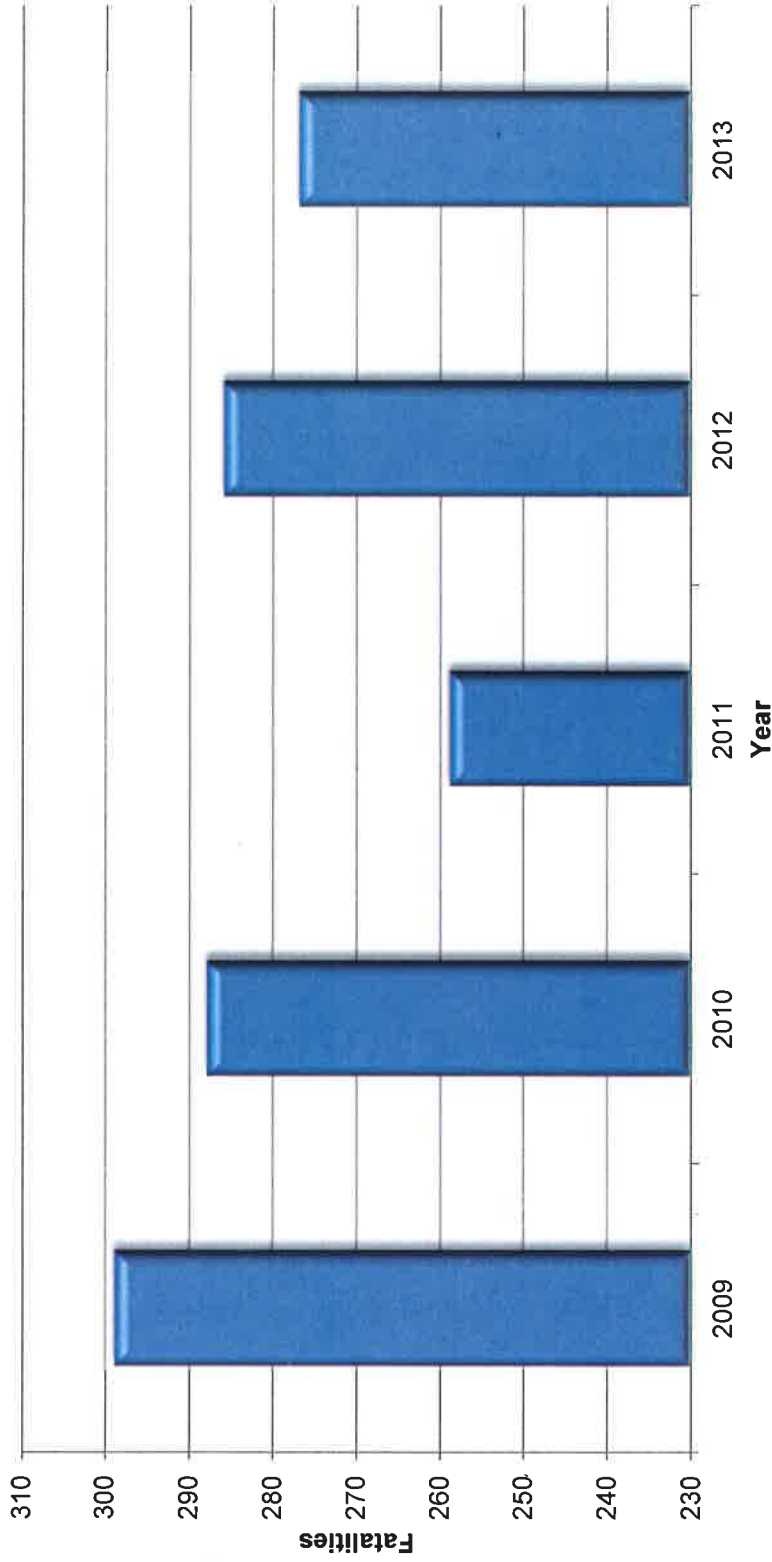
Agenda

- **Welcome**
Jason Ivey, Program Management Administrator
- **Introductions of Members**
- **From the GHSO**
Jason Ivey, Program Management Administrator
 1. *Reminder of Purpose*
 - a. *Funding*
 - b. *Projects funded*
 2. *FY16 Strategic Plan*
 3. *New issues*
 - a. *Tennessee State University project*
 - b. *Judicial Outreach Liaison*
- **Recommendations to FY16 Strategic Plan**
IDTF Members
- **Questions**
- **Next Steps**
- **Adjourn**

Alcohol Impaired Driving Fatalities: Moving Averages



Tennessee Alcohol Impaired Driving Fatalities

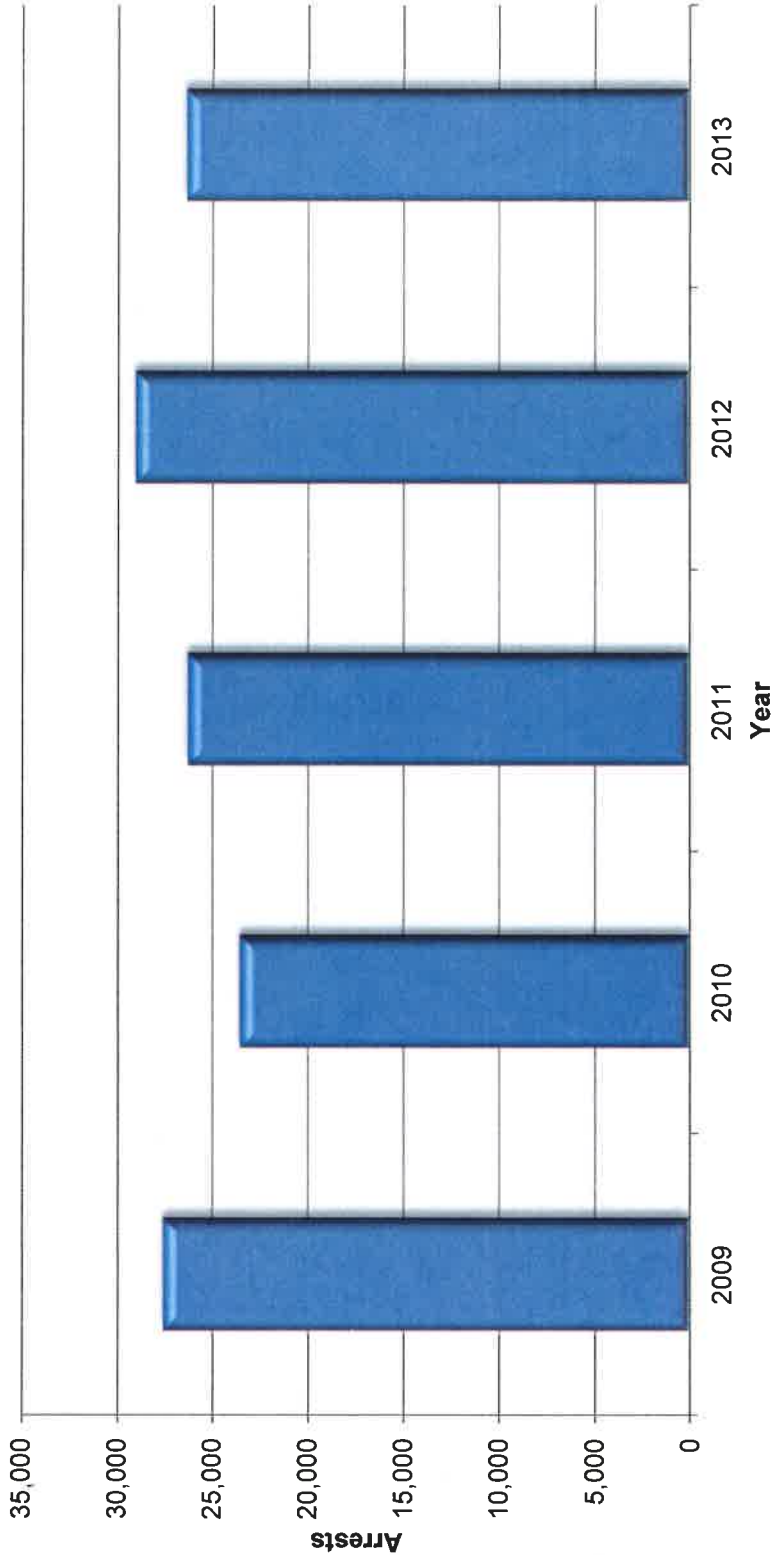


Tennessee Alcohol Impaired Driving Fatalities

	2009	2010	2011	2012	2013
Fatalities	299	288	259	286	277

Source: NHTSA. State Traffic Safety Information. Online at http://www-nrd.nhtsa.dot.gov/departments/nrd-30/nca/STSI/47_TN/2013/47_TN_2013.htm, accessed 18 May 2015.

Statewide DUI Arrests in Tennessee

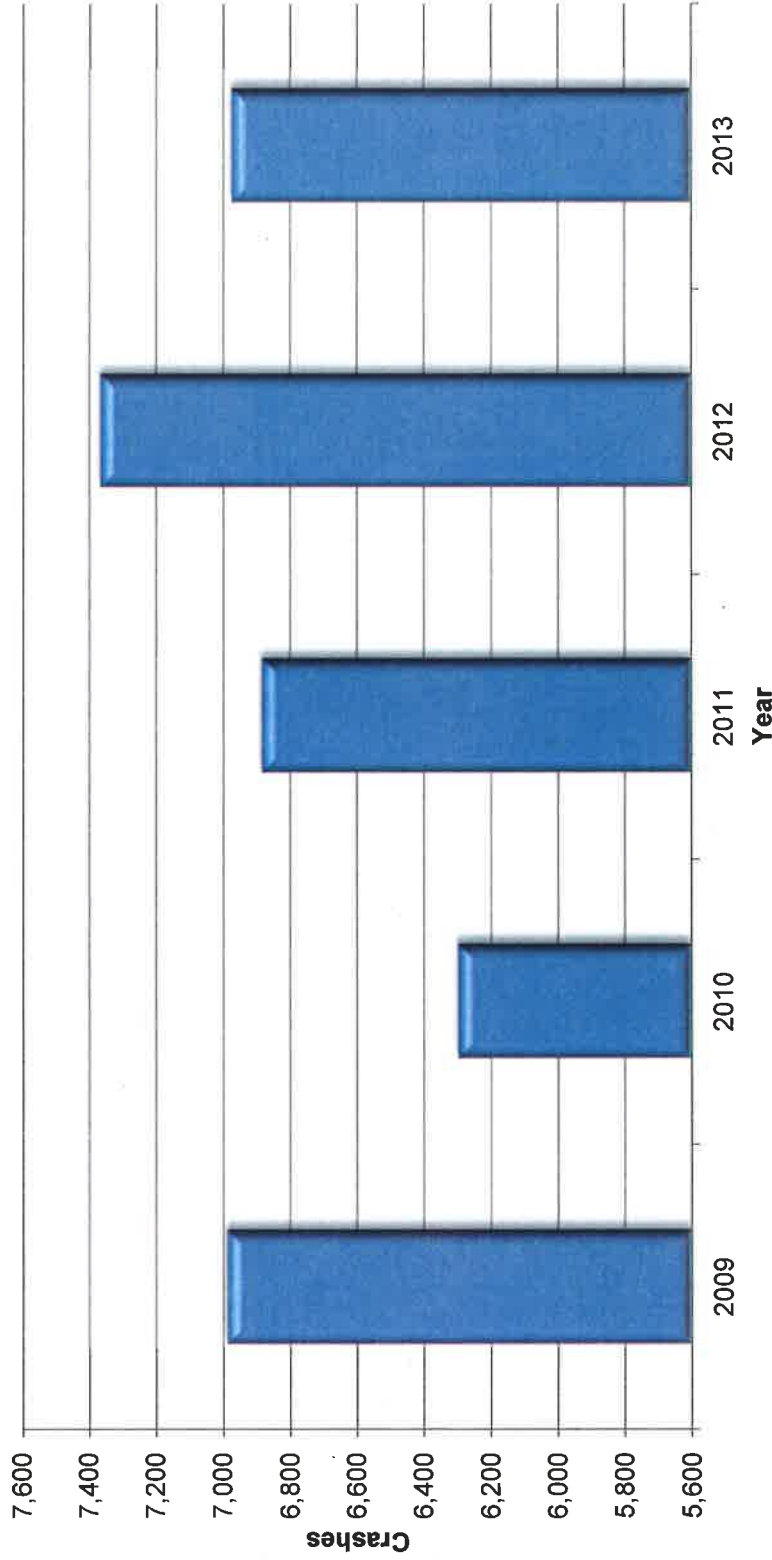


Statewide DUI Arrests in Tennessee

	2009	2010	2011	2012	2013
Arrests	27,635	23,591	26,340	29,093	26,417

Source: Tennessee Bureau of Investigation, Crime in Tennessee: Annual Reports, online at http://www.tbi.tn.gov/tn_crime_stats/publications/, accessed 18 May 2015.

Alcohol Impaired Tennessee Traffic Crashes

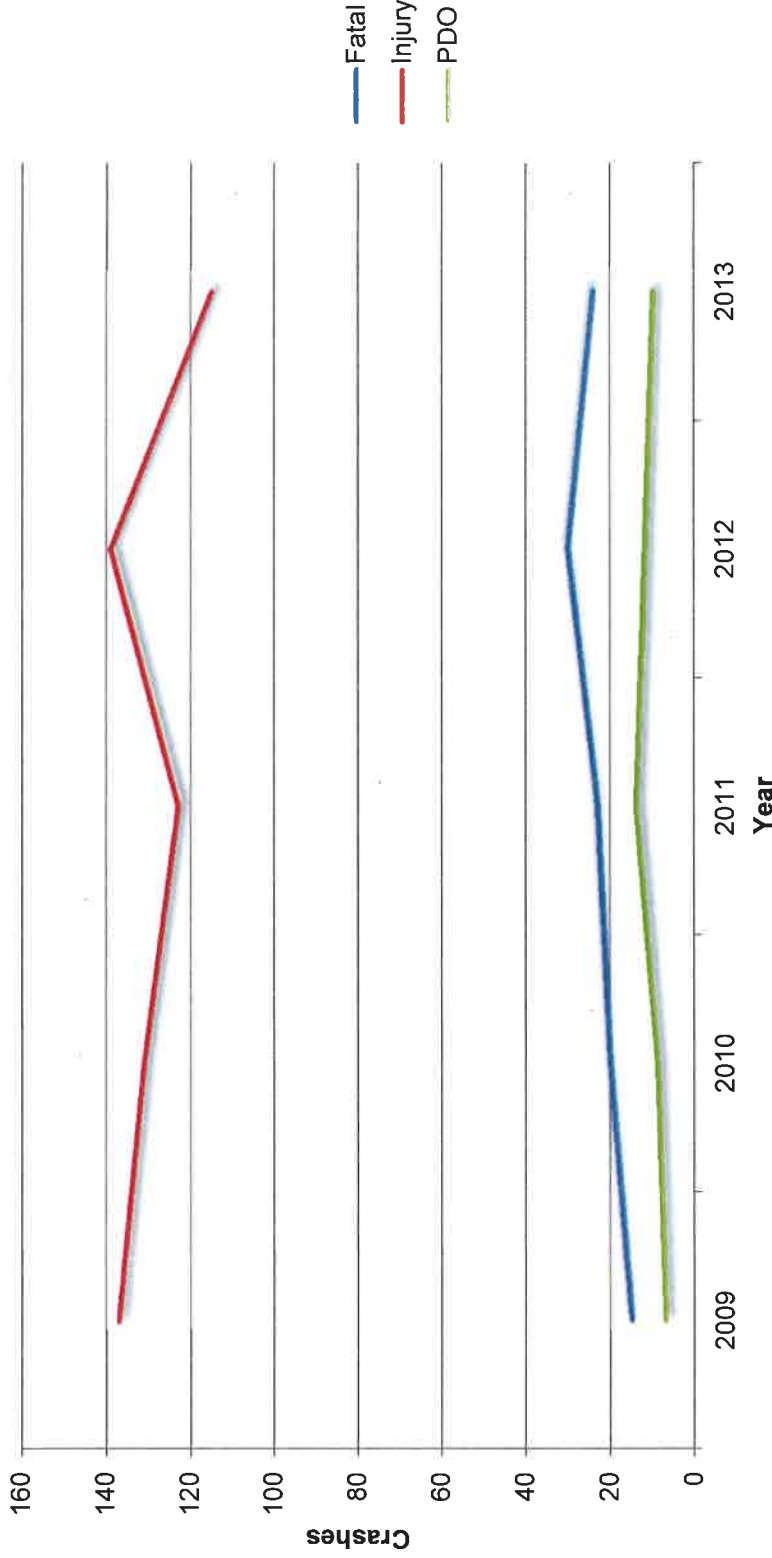


Alcohol Impaired Tennessee Traffic Crashes

	2009	2010	2011	2012	2013
Crashes	6,991	6,300	6,888	7,370	6,977

Source: TN Dept. of Safety and Homeland Security, TITAN Division, 18 May 2015.
(TITAN)

Tennessee Crashes Involving an Alcohol Impaired* Motorcycle Driver



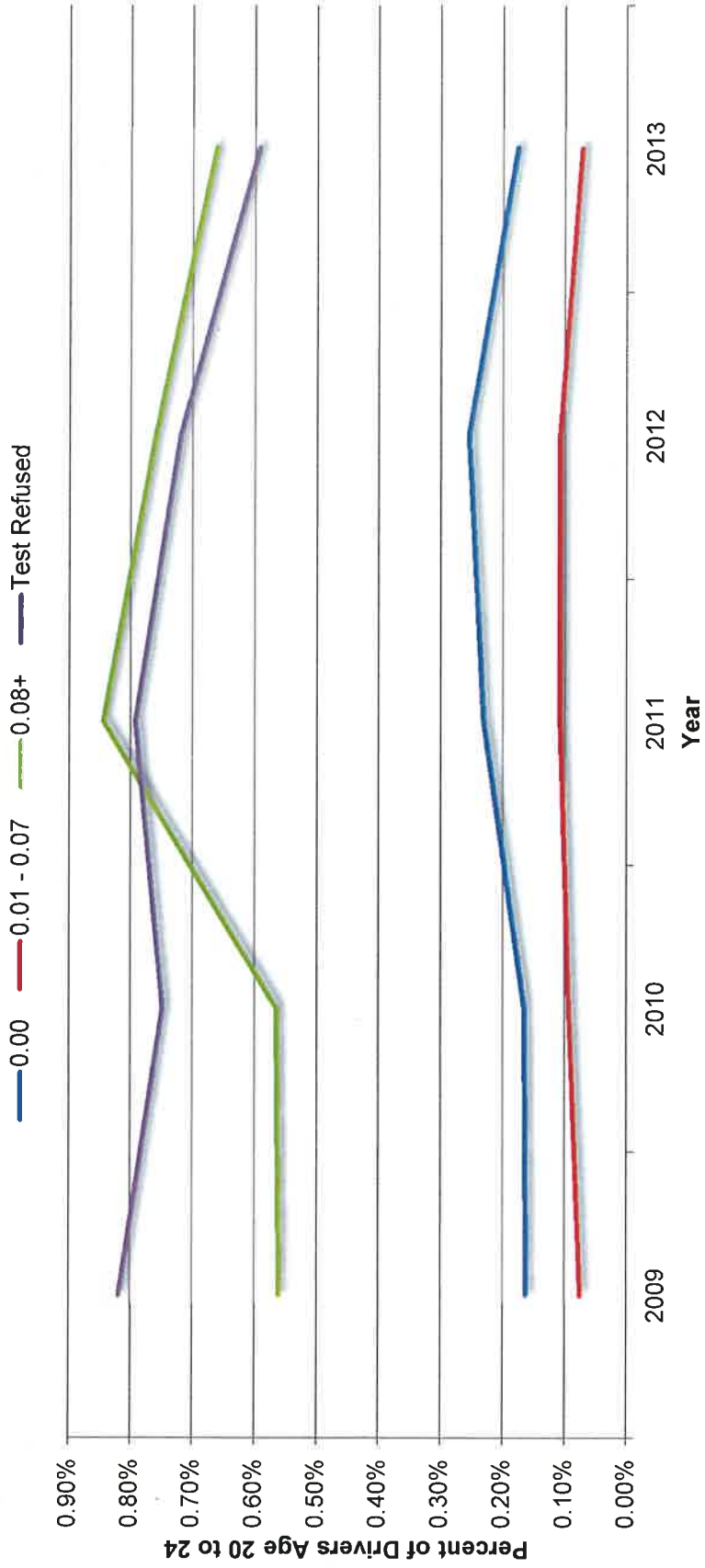
Tennessee Crashes Involving an Alcohol Impaired* Motorcycle Driver

	2009	2010	2011	2012	2013
Fatal	15	20	23	30	24
Injury	137	131	123	139	115
PDO	7	9	14	12	10
Total	159	160	160	181	149

* The driver's BAC \geq 0.08 g/dL or the investigating officer indicated alcohol use as a contributing factor for the driver.

Source: TN Dept. of Safety and Homeland Security, TITAN Division, 18 May 2015.

Tennessee Drivers Age 20 to 24 in Crashes By BAC Test Results



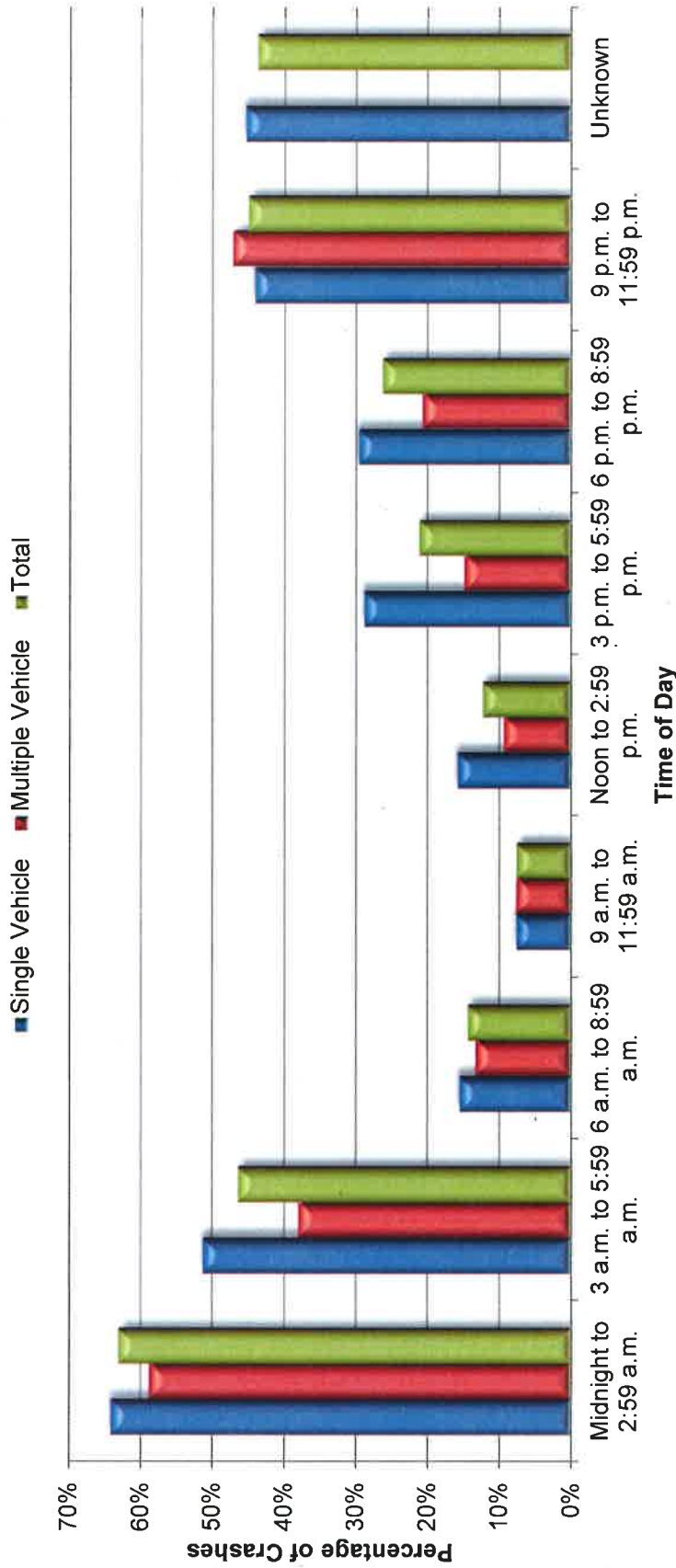
Tennessee Drivers Age 20 to 24 in Crashes By BAC Test Results

	2009	2010	2011	2012	2013
Test Not Given	96.28%	96.46%	96.22%	96.10%	96.65%
Test Given, No Results	1.78%	1.70%	1.52%	1.72%	1.50%
0.00	0.16%	0.17%	0.23%	0.25%	0.18%
0.01 - 0.07	0.07%	0.09%	0.11%	0.11%	0.07%
0.08+	0.56%	0.57%	0.85%	0.76%	0.66%
Test Refused	0.82%	0.75%	0.79%	0.72%	0.59%
Test Given, Insufficient Sample	0.04%	0.02%	0.01%	0.02%	0.01%

Unknown	0.27%	0.23%	0.27%	0.31%	0.34%
Total	37,353	38,469	40,101	41,981	41,810

Source: TN Dept. of Safety and Homeland Security, TITAN Division, 18 May 2015. (TITAN)

Fatal Crashes and Percent Alcohol-Impaired Driving by Time of Day and Crash Type, Tennessee, 2012



Fatal Crashes and Percent Alcohol-Impaired Driving by Time of Day and Crash Type, Tennessee, 2012

Time of Day	Crash Type						Total			
	Single Vehicle		Multiple Vehicle		Number	Percent Alcohol-impaired driving	Alcohol-impaired driving	Number	Alcohol-impaired driving	Percent Alcohol-impaired driving
	Number	Alcohol-impaired driving	Number	Alcohol-impaired driving						
Midnight to 2:59 a.m.	70	45	17	10	87	59%	55	87	63%	
3 a.m. to 5:59 a.m.	37	19	21	8	58	38%	27	58	47%	
6 a.m. to 8:59 a.m.	32	5	30	4	62	13%	9	62	15%	
9 a.m. to 11:59 a.m.	52	4	39	3	91	8%	7	91	8%	
Noon to 2:59 p.m.	63	10	74	7	137	9%	17	137	12%	

3 p.m. to 5:59 p.m.	76	22	29%	94	14	15%	170	36	21%
6 p.m. to 8:59 p.m.	91	27	30%	53	11	21%	144	38	26%
9 p.m. to 11:59 p.m.	86	38	44%	36	17	47%	122	55	45%
Unknown	55	25	45%	2	0	0%	57	25	44%
Total	562	195	35%	366	74	20%	928	269	29%

Source: NHTSA. FARS Encyclopedia: FARS Data Tables. Online at <http://www-fars.nhtsa.dot.gov/Trends/TrendsAlcohol.aspx>, accessed 18 May 2015.

*2013 data are not available.

Start Year

2009

Citations

- TITAN TN Dept. of Safety and Homeland Security, TITAN Division, 18 May 2015. (TITAN)
- NHTSA FARS STSI NHTSA. State Traffic Safety Information. Online at <http://www-nrd.nhtsa.dot.gov/departments/nrd-30/ncsa/STSI/>
- FARS Encyclopedia Query Tool NHTSA. FARS Encyclopedia: Query FARS Data. Online at <http://www-fars.nhtsa.dot.gov/QueryTool/QuerySection/S>
- FARS Encyclopedia Alcohol Trends NHTSA. FARS Encyclopedia: FARS Data Tables. Online at <http://www-fars.nhtsa.dot.gov/Trends/TrendsAlcohol.asp>
- TBI Crime In Tennessee Tennessee Bureau of Investigation, Crime in Tennessee: Annual Reports, online at http://www.tbi.tn.gov/tn_crime
- TNFARS TN Dept. of Safety and Homeland Security, TITAN Division, 18 May 2015. (FARS Division Database)
- FARS FTP Downloads NHTSA. FARS FTP Data Service. Online at <ftp://ftp.nhtsa.dot.gov/FARS>, accessed 18 May 2015.