

If you are involved in a minor incident, follow these **FOUR** steps:

- 1. Assess**
Check for injuries. If anyone is injured, call 911 immediately and wait for emergency responders.
- 2. MOVE IT ... Yes, you can!**
Determine whether the vehicles are moveable.
Move vehicles out of the travel lane to the nearest safe location.
- 3. Notify**
If there are no serious injuries, call your local non-emergency law enforcement number to report the incident. Give them your exact location and follow the dispatcher's instructions.
- 4. Report**
Exchange driver, vehicle and insurance information. (See Motorist Information Exchange Cards on other side of this form.)
Report the incident as instructed by law enforcement and your insurance provider.



State of Tennessee Statute - TCA 55-10-117

According to Tennessee law, when a motor vehicle traffic crash occurs on an interstate or other controlled-access highway with no apparent serious personal injury or death, the driver of each vehicle involved should remove their vehicle from the roadway whenever the move may be done safely and the vehicle is capable of being normally and safely driven.


To help ease traffic congestion, the Tennessee Department of Transportation and the Tennessee Department of Safety have entered into an interagency memorandum of understanding to work together to ensure public safety, promote the safe and orderly flow of traffic, protect the safety of emergency responders, and restore the roadway to full capacity as soon as possible following an incident. This is part of TDOT's SmartWay System, an intelligent transportation plan to address traffic congestion issues.

The Tennessee Department of Transportation has placed signs along the state's interstate system reminding motorists to move their damaged vehicles to the shoulder if no serious injury has occurred.

TDOT also has HELP units along Tennessee's urban interstates to help motorists clear their vehicles off the road and to help with any traffic problems.

For more information, visit the TDOT Web site at www.tennessee.gov/tdot




 Tennessee Department of Transportation, Authorization No. 401437, 100,000 copies, March 2006. This public document was promulgated at a cost of \$0.056 per copy.

MOVE IT

YES YOU CAN

It's Tennessee Law



Moving your damaged vehicle off the roadway helps clear crashes quickly, reduces congestion and improves safety conditions for all motorists and emergency responders.


Should I move my vehicle off the roadway?

Have you ever been involved in a minor traffic crash on the highway? Did you leave your vehicle right where it was until the police arrived? Did you think you were “not supposed to” move it off the roadway?

MOVE IT ... Yes, you can!

Yes, you can move your vehicle out of the way. In fact, Tennessee law states that you must make every reasonable effort to move a disabled vehicle or have it moved so as not to obstruct the regular flow of traffic, as long as the vehicle is drivable and there are no injuries.

Police and insurance companies will not penalize you for moving your vehicle off the road.



Clearing crashes quickly from travel lanes helps reduce congestion.

- National studies have shown that up to 20% of all collisions on interstate-type roadways are “secondary,” attributable to an earlier crash that has not been fully cleared.
- One minute spent on the scene by fire and rescue personnel, police and other responders causes five minutes of traffic congestion.

By moving your vehicle out of the way, you will help:

- Improve response and clearance times at crash scenes
- Reduce crash-related traffic congestion and delay
 - Reduce subsequent crashes
 - Improve safety conditions for fire and rescue, police and other responders

Motorist Information Exchange Card

Name: _____
 Address: _____
 City/State: _____
 *Phone Number: _____
 Driver's License Number: _____
 Insurance Carrier: _____
 Policy/Group Number: _____
 Make/Model: _____
 Year/Color: _____
 License Plate Number: _____
 *optional

Motorist Information Exchange Card

Name: _____
 Address: _____
 City/State: _____
 *Phone Number: _____
 Driver's License Number: _____
 Insurance Carrier: _____
 Policy/Group Number: _____
 Make/Model: _____
 Year/Color: _____
 License Plate Number: _____
 *optional