




Information for  
elementary schools  
from General Motors

# WHY SHOULD YOU WEAR A SAFETY BELT ?

## WITHOUT a safety belt




...Think of an egg riding in a toy car...



...if the toy car hits something, it stops, but the egg just keeps on going...

### collision #1

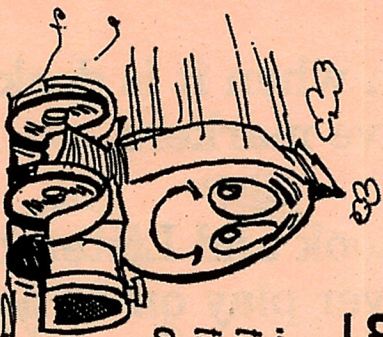


...until it stops. ...There is a "second collision"

### collision #2



## WITH a safety belt



...Think of that same egg riding in the same toy car. Only this time the egg is strapped in by a piece of tape --a "safety belt" ...



... Now if the toy car hits something, the egg is held in the seat. It "rides down" the crash right with the car

## THIS IS WHY WE WEAR SAFETY BELTS...!!

Produced by TN Traffic Safety Resources with grant funds from the Governor's Highway Safety Office and NHTSA. For information call: 1-800-99BELTS or visit us online @ [www.tntrafficsafety.org](http://www.tntrafficsafety.org)



# 10 SAFETY STEPS TO SCHOOL

- 1.** Buckle up your safety belt on every trip.
- 2.** Wear your bike helmet every time you ride your bike.
- 3.** Stop, look left, right, and left again before crossing the street.
- 4.** Stay 5 giant steps away from the street when waiting for a bus.
- 5.** Always wear a life jacket when boating or around water.
- 6.** Be seen when it is dark! Wear light, bright colors and reflective markers.
- 7.** Stop, Look and Listen before crossing railroad tracks and never play on or near the tracks.
- 8.** Be alert while waiting for a train. Stay away from the platform edge.
- 9.** When riding an escalator, always stand facing forward and hold the handrail.
- 10.** Never ride in the back of a pick-up truck.